

**ELEMENTi**<sup>®</sup>

**SPLASH PRO**



# SPLASH PRO

## SPLASH PRO SLIDE SHOWER

CW 3 FUNCTION HAND PIECE  
RAIL LENGTH: 900MM  
ADJUSTABLE FIXATION MAINS  
PRESSURE:  
4 STAR 7.5 L/MIN



CHROME:  
40452.02



BRUSHED  
NICKEL:  
40452.04




GUN  
METAL:  
40452.29



BLACK  
40452.13




BRUSHED  
BRASS:  
40452.07




**RAIN**

Outside nozzles



**SOOTHE**

Inside nozzles



**RAIN + SOOTHE**

Both at once

## DURACLASS SLIDER



Crafted by combining premium-grade materials with state of the art technology, resulting in a slider with superior durability and longevity. Each individual component is meticulously selected for its quality and performance, ensuring the slider can withstand the rigors of daily use and environmental factors. Simply move lever to adjust slider which allows flexibility of hand piece height and angle.

## CHECK VALVES



Hand pieces are fitted with Check/non return valves for back flow protection. This is especially important where the elbow is installed low enough in the shower to possibly cross contaminate with water from another source syphoning back into the water system.



Flawless Finish  
EleSpray  
DuraClass Slider

KTW-BWGL Certification  
Swiss Inspired

\*All guarantees are subject to terms  
and conditions and available at:  
[robertson.co.nz/warranties](https://robertson.co.nz/warranties)

# SPLASH PRO

## SPLASH PRO ROUND SHOWERHEAD

Ø255MM  
MAINS PRESSURE:  
4 STAR 7.5 L/MIN



CHROME:  
40450.02

BRUSHED  
NICKEL:  
40450.04



GUN  
METAL:  
40450.29



BLACK:  
40450.13




BRUSHED  
BRASS:  
40450.07



## CEILING ARM

150 X Ø25MM  
MALE



BRUSHED  
NICKEL:  
40223.04



GUN  
METAL:  
40223.29



CHROME:  
40223.02

BLACK:  
40223.13



BRUSHED  
BRASS:  
40223.07



## CEILING ARM

300 X Ø25MM  
MALE



BRUSHED  
NICKEL:  
40224.04



GUN  
METAL:  
40224.29



CHROME:  
40224.02

BLACK:  
40224.13



BRUSHED  
BRASS:  
40224.07



## WALL ARM

400 X 25MM  
FEMALE



CHROME:  
40222.02

BRUSHED  
NICKEL:  
40222.04



GUN  
METAL:  
40222.29



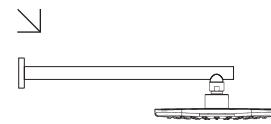
BLACK:  
40222.13



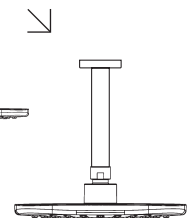
BRUSHED  
BRASS:  
40222.07



Wall Arm



Ceiling Arm



## SPLASH PRO ROUND HAND PIECE


3 FUNCTION  
MAINS PRESSURE:  
4 STAR 7.5 L/MIN



CHROME:  
40454.02



BRUSHED  
NICKEL:  
40454.04




GUN  
METAL:  
40454.29



BLACK:  
40454.13



BRUSHED  
BRASS:  
40454.07





Flawless Finish  
EleSpray

KTW-BWGL Certification  
Swiss Inspired

\*All guarantees are subject to terms  
and conditions and available at:  
[robertson.co.nz/warranties](https://robertson.co.nz/warranties)

25 Vestey Drive  
Mt Wellington, Auckland 1060

PO Box 14695, Panmure  
Auckland 1741, New Zealand

Ph: +64 9 573 0490  
Fax: +64 9 573 0495  
Email: sales@robertson.co.nz

**ROBERTSON.CO.NZ**



You can view and purchase our products nationwide from our supporting bathroom suppliers. To find your nearest location visit **ROBERTSON.CO.NZ** and click on the 'where to buy' link at the top of the page. Alternatively you can view products at our Robertson Bathware Showrooms at the locations below.

## SHOWROOMS

# A

### AUCKLAND

#### ROBERTSON

25 Vestey Drive, Mt Wellington  
Ph: (09) 573 0490

Open Monday to Friday 8.00am - 4.30pm  
Open Saturday 9.00am - 2.00pm  
Closed Sunday and public holidays

#### KITCHEN THINGS | LUXURY COLLECTION

26 Morrow Street, Newmarket  
Ph: (09) 522 8375

Open 7 days 10am - 6pm

# W

### WELLINGTON

#### ROBERTSON

23 Marion St, Te Aro  
Ph: (04) 595 1165

Open Monday to Friday 8.30am - 5pm  
Closed Saturday and Sunday

# C

### CHRISTCHURCH

#### HOME IDEAS

37 Mandeville Street Riccarton  
Ph: (03) 348 2863

Open Monday to Friday 9am - 4pm  
Saturday 10am - 2pm Sunday 10am - 2pm

robertson  
**design.ideas™**

#### ROBERTSON DESIGN IDEAS

Email: designideas@robertson.co.nz

**ROBERTSONDESIGNIDEAS.CO.NZ**



robertson®  
**trade**

#### ROBERTSON TRADE PARTS & SERVICE CENTRE

42 Vestey Drive  
Mt Wellington, Auckland 1060  
Email: trade@robertson.co.nz

**ROBERTSONTRADE.CO.NZ**



#### ROBERTSON OUTLET STORE

42 Vestey Drive  
Mt Wellington, Auckland 1060  
Email: outlet@robertson.co.nz  
By appointment only

[www.trademe.co.nz/stores/robertson-bathware-outlet-store](http://www.trademe.co.nz/stores/robertson-bathware-outlet-store)